VT Tyndall Global Select Fund

Factsheet | October 2026



Manager: **Richard Scrope**

Managed fund since: 30/10/2008

Richard Scrope has run the VT Tyndall Global Select Fund since Oct 2008. Richard brought the Fund to Tyndall in August 2018 from CRUX Asset Management.

Prior to his career in fund management, he served as a British Army Officer.

Fund Characteristics

- The Fund aims to achieve long-term capital growth
- A high conviction fund which does not seek to mimic any index
- The Fund is a long only global equity fund and holds 25-50 stocks
- The Fund seeks to invest in exceptional franchises that are cash generative with a durable competitive advantage, strong balance sheets and reliable revenue streams
- For the formal Fund objectives, please refer to the Fund prospectus

Cumulative Performance

VT Tyndall Global Select Fund B Acc v iShares MSCI World ETF & IA Global Sector

Under current manager

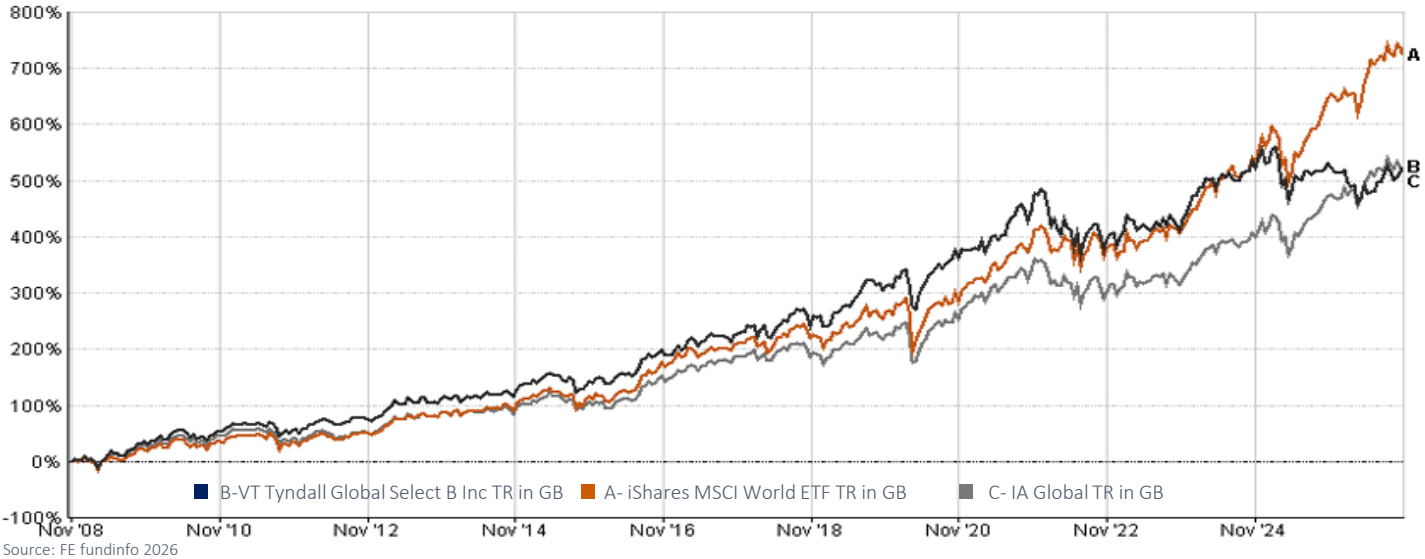

Source: FE fundinfo 2026

Past performance is not a reliable Indicator of future results

The Facts

Performance Information

	Current manager 30/10/08 *	1m	6m	1 yr	3 yr	5 yr	10 yr	15 yr	Annual Return
VT Tyndall Global Select B Inc	525.81%	3.16%	7.54%	-0.72%	23.05%	13.63%	110.68%	289.66%	10.71%
Quartile	2	1	2	4	4	4	3	3	3
IA Global	522.95%	-1.06%	5.21%	8.00%	51.65%	40.26%	147.37%	329.98%	10.69%
iShares MSCI World ETF	725.15%	-1.62%	6.25%	9.59%	64.30%	66.49%	201.22%	508.40%	12.43%

Discrete Calander Year Performance	2008*	2009	2010	2011	2012	2013	2014	2015	2016	2017
	10.07%	28.69%	17.72%	-4.50%	10.95%	22.51%	9.50%	5.51%	19.06%	12.84%
VT Tyndall Global Select B Acc	2018	2019	2020	2021	2022	2023	2024	2025	2026 YTD	
	7.18%	22.78%	12.60%	21.76%	-14.62%	15.77%	9.19%	-2.38%	1.93%	

Source: FE fundinfo 2026

Sector Breakdown

Percentage %

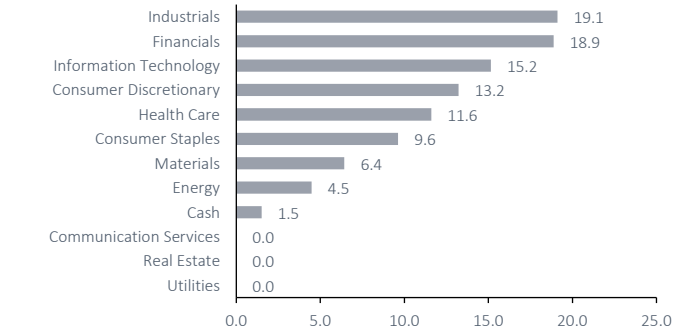

Country Breakdown

Percentage %

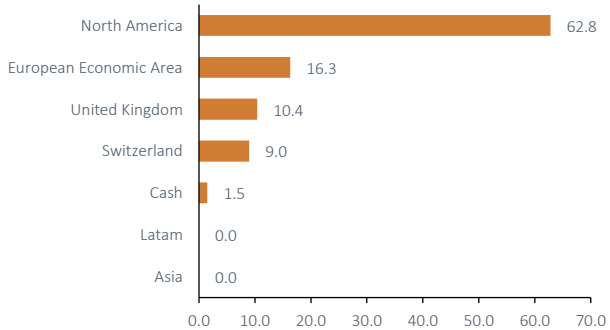

VT Tyndall Global Select Fund

Factsheet | October 2026

TYNDALL

Share Class Information

Class	Type	ISIN	SEDOL	Bloomberg Code	Min Investment*
A	GBP Income	GB00BGRCF275	BGRCF27	VTTYGAI LN	£5,000
A	GBP Accumulation	GB00BGRCF168	BGRCF16	VTTYGSA LN	£5,000
B	GBP Income	GB00BGRCF499	BGRCF49	VTTYGSB LN	£10,000
B	GBP Accumulation	GB00BGRCF382	BGRCF38	VTTYGBA LN	£10,000
B	EUR Income	GB00BK728F93	BK728F9	VTTGSLB LN	£10,000
B	EUR Accumulation	GB00BK728D79	BK728D7	VTTGBEA LN	£10,000
C	GBP Income	GB00BNZFSG27	BNZFSG2	VTTYGCI LN	£25m
C	GBP Accumulation	GB00BNZFSF10	BNZFSF1	VTTYGCA LN	£25m

*can be waived at Directors' discretion

Top 10 Holdings

		As at 30th October 2026
1	Thermo Fisher Scientific Inc.	4.93%
2	Visa Inc.	4.92%
3	Amphenol Corp.	4.61%
4	Banque Cantonale Vaudoise	4.54%
5	Canadian Natural Resources Ltd.	4.48%

		As at 30th October 2026
6	JP Morgan Chase & Co.	4.37%
7	Next PLC.	4.29%
8	L'Oréal SA.	3.93%
9	American Express Co.	3.92%
10	United Rentals Inc.	3.54%

Authorised Corporate Director

Valu-Trac Investment Management Ltd
Level 4, Dashwood House
69 Old Broad Street
London
EC2M 1QS
www.valu-trac.com

Investment Manager

Tyndall Investment Management
5-8 The Sanctuary
London
SW1P 3JS
www.tyndallim.co.uk

Capital at Risk – the value of investments can fall as well as rise and you may not get back the amount you invest

Please see the Key Investor Information Document for more information on the risks associated with this fund.

For platform availability please refer to:
www.tyndallim.co.uk/tyndall-funds/vt-tyndall-global-select-fund/

Fund Information

Sector	IA Global
Launch Date	30th September 1993
Fund size	£25.2m
Fund structure	UK OEIC
Number of holdings	38
Active share**	80.7%
Historic Yield	0.86%
Launch Price	100p
Unit types	Accumulation and Income
Prices	Daily
Valuation Point (UK Business Days)	12 noon (UK)
Dealing Line	+44(0)1343880344
Initial Charge	0%
Annual Management Charge *Tyndall receives 0.75% from this AMC.*	Class B: *0.99%
OCF *As at 30/09/26*	Class B: 1.18%
Minimum investment (can be waived at Directors discretion)	B Class £10,000
Ex Dividend dates	31 March and 30 September
Distribution dates	31 May and 30 November
Eligibility	ISA, SIPP and Direct Invest

**Source: TIM/ Bloomberg

The information in this document is based upon the opinions of Tyndall and should not be viewed as indicating any guarantee of returns from any of the firm's investments or services. The document is not an offer or recommendation in a jurisdiction in which such an offer is not authorised or to any person to whom it is unlawful to make such an offer. The information in this document has no regard to the specific investment objectives, financial situation or particular needs of any specific recipient and is published solely for informational purposes and is not to be construed as a solicitation or an offer to buy or sell any securities or related financial instruments. In the absence of detailed information about you, your circumstances or your investment portfolio, the information does not in any way constitute investment advice. If you have any doubt about any of the information presented, you should obtain financial advice. Past performance is not necessarily a guide to future performance, the value of an investments and any income from them can go down as well as up and can fluctuate in response to changes in currency exchange rates, your capital is at risk, and you may not get back the original amount invested. Any opinions expressed in this document are subject to change without notice. Portfolio holdings are subject to change and the information contained in this document regarding specific securities should not be construed as a recommendation or offer to buy or sell any securities referred to. A key objective of the fund is to provide income. Therefore, some or all of the annual management charge is taken from capital rather than income. This can reduce the potential for capital growth.

Sources for all tables and graphs herein are Valu-Trac Investment Management Limited unless otherwise indicated. The information provided is "as is" without any express or implied warranty of any kind including warranties of merchantability, non-infringement of intellectual property, or fitness for any purpose. Because some jurisdictions prohibit the exclusion or limitation of liability for consequential or incidental damages, the above limitation may not apply to you. Users are therefore warned not to rely exclusively on the comments or conclusions within the document but to carry out their own due diligence before making their own decisions. Employees of Odd Asset Management, or individuals connected to them, may have or have had interests of long or short positions in, and may at any time make purchases and/or sales as principal or agent in, the relevant securities or related financial instruments discussed in this document.

© 2026 Odd Asset Management. Authorised and regulated by the Financial Conduct Authority (UK), registration number 660915. This status can be checked with the FCA on 0800 111 6768 or on the FCA website

(UK). All rights reserved. No part of this document may be reproduced or distributed in any manner without the written permission of Odd Asset Management

Investment Manager: Tyndall Investment Management, 5-8 The Sanctuary, London, SW1P 3JS. Tyndall Investment Management is a trading name of Odd Asset Management Limited.